

Head Start Annual Report

A VISUAL REPRESENTATION OF KEY PERFORMANCE METRICS AND ACHIEVEMENTS
 AUGUST 1, 2023 - JULY 31, 2024

Darrell Lee, Chairman of the Board 2024

J. Michael Stephens, KHCA President

Laurel Etwiler, Head Start Administrator

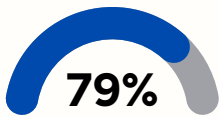
Total Amount of Funds Received



USDA
\$141,790.80



Donations / In-Kind
\$848,554.43



Federal Funds
\$3,806,829.00

Budgetary Expenditures and Proposed Budget

Kno-Ho-Co Ashland CAC was audited for the calendar year 2023 by the EisnerAmper auditing firm. The Board of Directors approved and accepted the audit and it was submitted and accepted to the Audit Clearinghouse on 9/26/24.

HEAD START FUNDS		
Line Items	Budget	Expensed
Salaries / Taxes Benefits	\$3,238,149.00	\$3,220,778.11
Mortgage, Rent, Utilities	\$233,392.00	\$200,664.05
Fees, Services, Contracts	\$48,418.00	\$64,523.87
Supplies	\$29,838.00	\$72,712.20
Transportation	\$104,000.00	\$89,782.68
Training	\$32,564.00	\$33,366.58
Other	\$120,468.00	\$124,991.51
TOTAL	\$3,806,829.00	\$3,806,829.00
USDA Funds	\$141,790.80	
Donations and In-Kind	\$848,554.43	
Federal Funds	\$3,806,829.00	

Parent Involvement

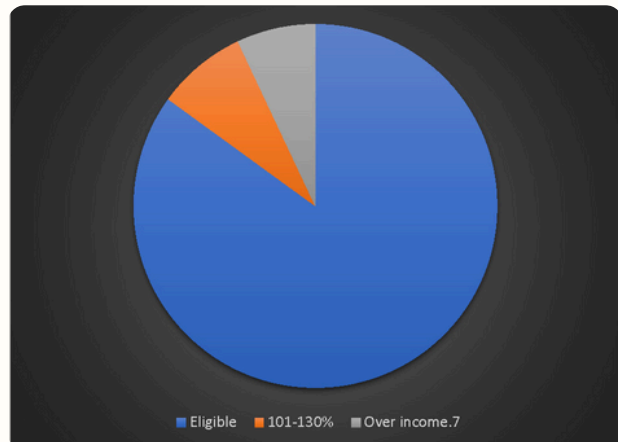
A parent Policy Council met regularly to review policies and procedures. Each center had a Parent Committee that supported the center and held activities for families. Parents who are Registered Nurses volunteered at the Health Fairs and conducted lead testing for students. Several parent volunteers helped in the classrooms, and parents visited centers to have lunch with their children. Families attended activities such as trips to the county fair, an apple orchard, a farm and pumpkin patch, the zoo, several holiday programs, an art show, and make-and-take craft nights.



Percentage of Eligible Children Served

Using the total cumulative number of children served during the 2023-2024 school year:

- 85% were income or categorically-eligible
- 7% were in the 101-130% of poverty level
- 8% were over 130%



Preparing for Kindergarten

Domain	2023-2024					
	Oct. 2022	June 2023	Growth Oct-June	Oct.2023	June 2024	Growth Oct-June
Approaches to Learning	61.78%	88.43%	26.65%	58.66%	85.65%	26.99%
Social/Emotional Development	54.38%	85.30%	30.92%	57.30%	80.37%	23.07%
Language and Literacy	45.20%	78.91%	33.71%	50.34%	75.93%	25.59%
Language and Communication	52.75%	86.15%	33.40%	60.56%	83.63%	23.07%
Literacy	37.65%	71.68%	34.03%	40.12%	68.22%	28.10%
Cognition	43.98%	77.20%	33.22%	42.12%	72.83%	30.56%
Mathematics Development	42.58%	74.90%	32.32%	38.24%	71.33%	33.09%
Scientific Reasoning	45.39%	79.51%	34.12%	46.6%	74.32%	28.32%
Perceptual, Motor, Physical Development	52.69%	81.61%	28.92%	54.61%	78.63%	24.02%
Average	51.60%	81.08%	29.48%	45.09%	76.76%	28.97%

The chart shows the percentage of achievement for all children in the Head Start domains according to the Galileo Assessment for the 2023 - 2024 school year. It also showcases the growth percentage among all children during the assessment timeframe.

Average Monthly Enrollment

2023-2024 AVERAGE FUNDED MONTHLY ENROLLMENT:

81%



Total number of Children and Families Served

CHILDREN SERVED



234

FAMILIES SERVED



214

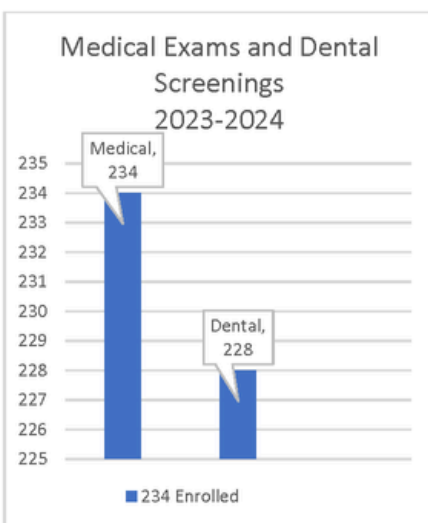
Program Performance Summary

In January of 2024, the Office of Head Start conducted a Federal Monitoring Review. The program was evaluated using the Head Start Program Performance standards, a complex 160-page document and a 126-question fiscal review. After a week of reviewing performance, the program was cited for only two non-compliances, which were corrected and submitted for total compliance. The program scored a Strong Practice in staffing and staff supports.

In March of 2024 the program received the second half of the Federal Monitoring Review by submitting hour long videos of each classroom while in session. Using the C.L.A.S.S. scoring tool, Federal contractors scored the classrooms on Emotional Support, Classroom Organization and Instructional Support. Kno Ho Co Ashland CAC Head Start did very well.

Domain	KHCA Score	Quality Threshold	Unacceptable Threshold
Emotional Support	6.375	6.0	5.0
Classroom Organization	6.4048	6.0	5.0
Instructional Support	4.369	3.0	2.3

Medical Exams and Dental Screenings



100% OF ENROLLED CHILDREN RECEIVED MEDICAL EXAMS

98% OF ENROLLED CHILDREN RECEIVED DENTAL SCREENINGS

Federal Enrollment Initiative

Head Start Requires that program serve their entire allotment of funded children. Kno Ho Co Ashland CAC head Start was funded to serve 321 children. Due to economic changes in the services area and the unchanging income guidelines for eligibility at 100% of poverty, the program was unable to fill all slots with income eligible children. The program requested an enrollment reduction to 210 children in fall of 2023. Before the reduction was approved, the program was required to be put on a Federal Enrollment Initiative (FEI) plan in November of 2023. Since being approved for the reduction at the end of December 2023, the program has been able to remain fully enrolled. However, the plan remains in effect for one year.